

Richmond Water Resources Department

VERMONT GROUNDWATER SYSTEM #5084 DAILY TEST RESULTS Month **May-26**

Date	Meter	gallons produced	Finished Water Entering System			Endyne FL Result
			FL Lev	Entry Point Free CL2	PH Out	On Date Sampled
Sample Location			Waterhouse Tap	Waterhouse Tap	Waterhouse Tap	From The
Target Range			0.6 - 1.0 mg/L	0.8 - 4.0 mg/L	Minimum of 7.0	0.6-1.0 mg/L
April 30 #->	30,595,100					
1	30,712,600	117,500	0.69	1.30	7.34	
2	30,728,600	16,000	0.89	1.20	7.37	
3	30,790,600	62,000	0.88	1.21	7.34	
4	30,790,600	0	0.82	1.13	7.36	
5	30,898,400	107,800	0.91	1.20	7.32	1
6	30,908,500	10,100	0.88	1.12	7.33	
7	30,983,600	75,100	0.80	1.24	7.34	
8	31,022,400	38,800	0.76	1.14	7.35	
9	31,049,500	27,100	0.84	1.14	7.38	
10	31,135,200	85,700	0.73	1.16	7.35	
11	31,135,200	0	0.80	1.21	7.37	
12	31,223,200	88,000	0.82	1.39	7.38	
13	31,247,500	24,300	0.76	1.12	7.38	
14	31,340,000	92,500	0.78	1.12	7.35	
15	31,360,700	20,700	0.76	1.12	7.37	
16	31,400,800	40,100	0.72	1.09	7.33	
17	31,472,100	71,300	0.79	1.12	7.32	
18	31,472,100	0	0.81	1.10	7.35	
19	31,569,700	97,600	0.71	1.05	7.30	0.79
20	31,606,000	36,300	0.79	1.01	7.28	
21	31,671,400	65,400	0.86	1.11	7.26	
22	31,728,700	57,300	0.87	1.20	7.35	
23	31,768,000	39,300	0.78	1.20	7.33	
24	31,842,900	74,900	0.79	1.12	7.35	
25	31,892,900	50,000	0.81	1.11	7.36	
26	31,934,300	41,400	0.70	1.10	7.32	
27	31,944,400	10,100	0.78	0.98	7.32	
28	32,051,100	106,700	0.73	1.12	7.32	
29	32,052,400	1,300	0.82	0.98	7.34	
30	32,161,700	109,300	0.60	1.20	7.35	
31	32,163,200	1,500	0.64	0.94	7.34	
Total		1,568,100				
Ave.		50,584	0.78	1.14	7.34	0.895
Max.		117,500	0.91	1.39	7.38	1.00
Min		0	0.60	0.94	7.26	0.79

Vermont Monthly Operations Report For Groundwater Systems
And Systems Purchasing Groundwater

May

2026

Name of System: Richmond Water Resources Department

WSID # : 5084 Town : Richmond

Brad Snow Operator, Phone work--> 434 - 2178 Phone home--> 316-2326


A master meter is installed and functioning which records daily production

All water quality compliance analysis results have been reported to the Water Supply Division.


See attached for production information and results of daily parameter testing.

I certify, as the owner or authorized representative of this Water System, that I have completed this form, or reviewed it if completed by another, and that I have taken the necessary steps to ensure the information shown is correct. In making this certification, I understand that civil and/or criminal penalties may be imposed for submitting false information.

Prepared by Brad Snow, Class 3 Public Water System Operator # OP05111

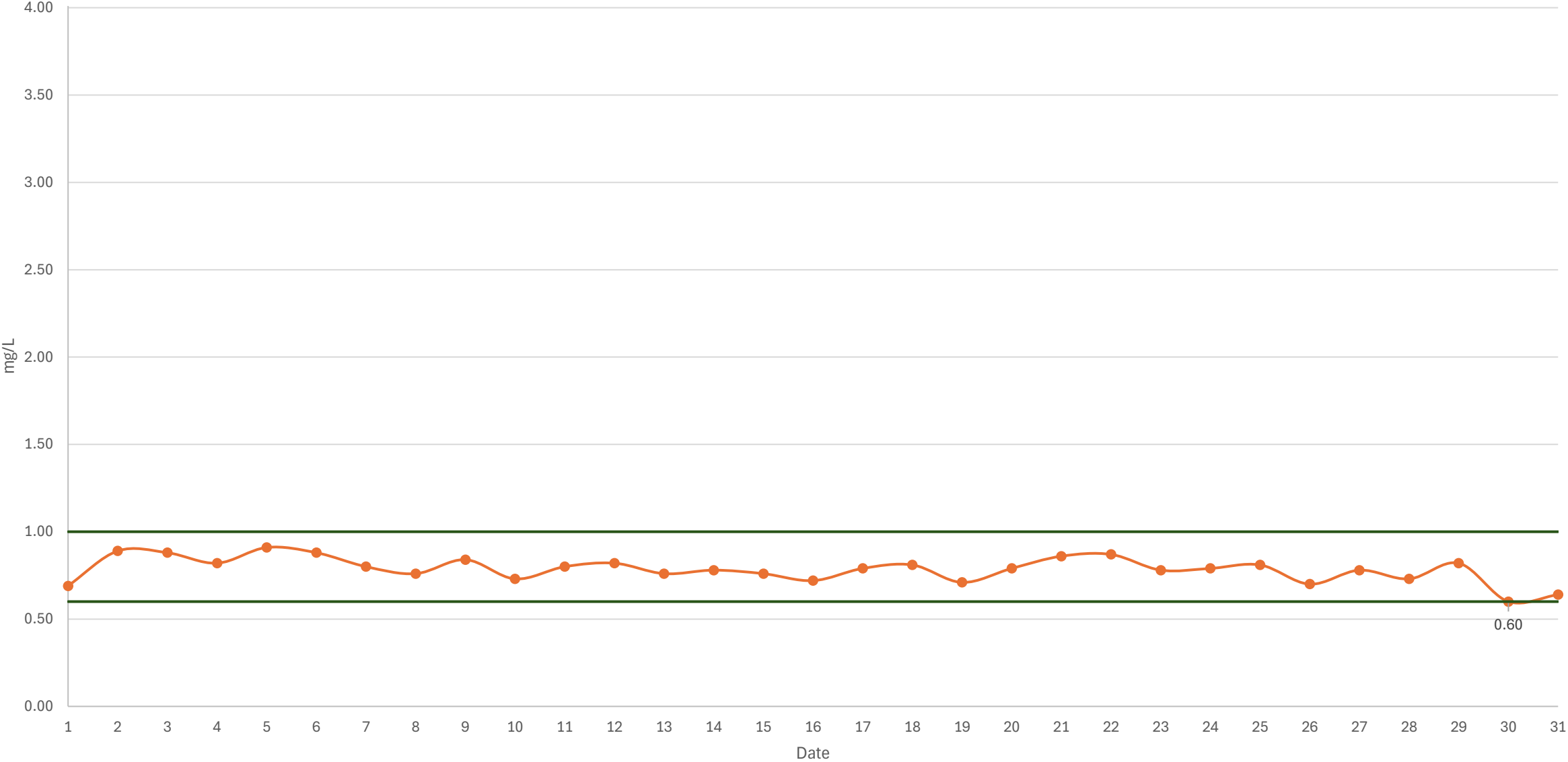
Signature  Date 6/1/26

Approved by Josh Arneson, Richmond Town Manager and Authorized Representative

Signature  Date 6/9/26

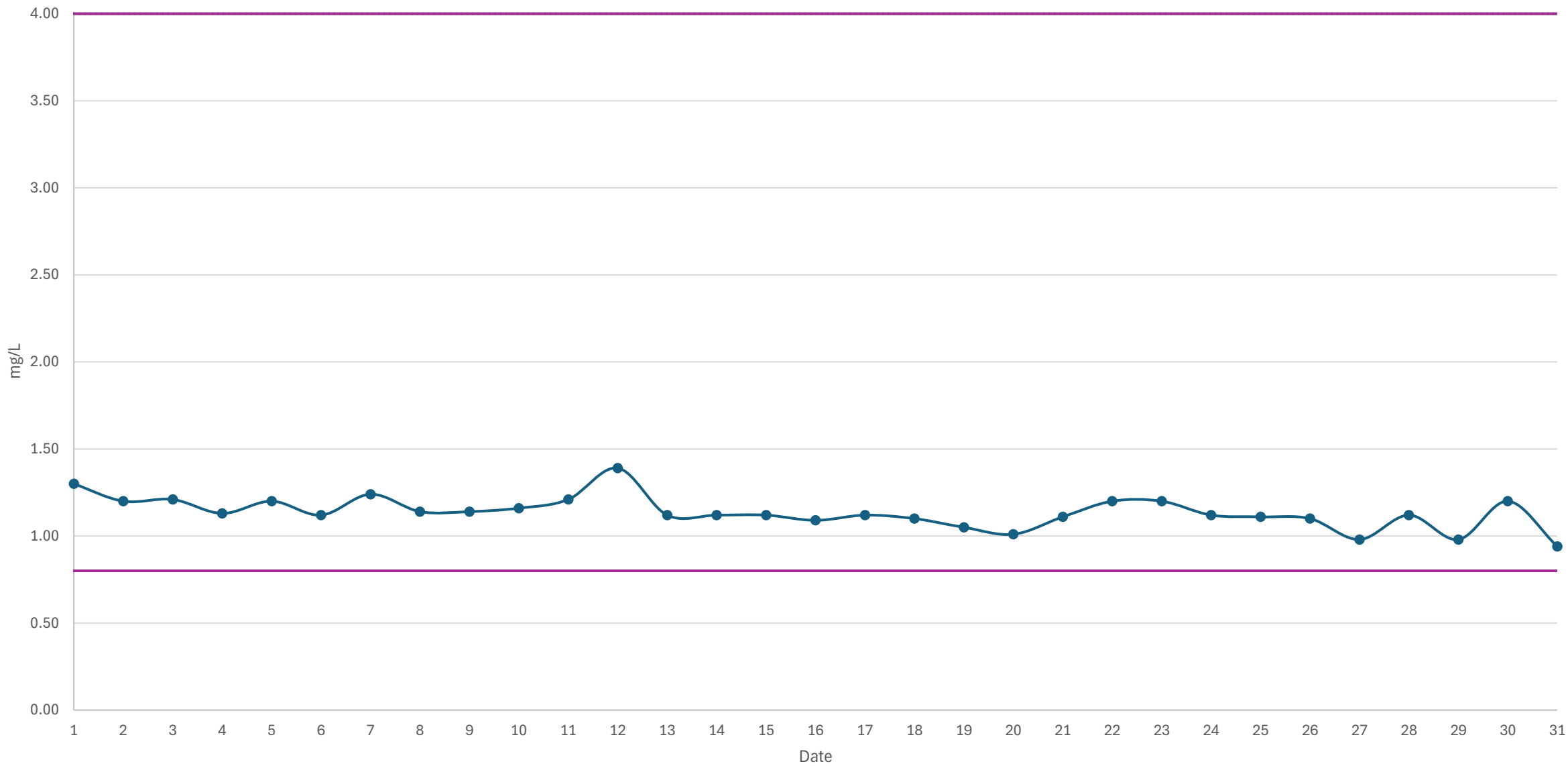
Notes:

Fluoride in mg/L for May 2026



—●— Fluoride — Fluoride permitted min (0.6) and max (1.0)

System Free Chlorine in mg/L for May 2026



System Free Chlorine Chlorine permitted min (0.8) and max (4.0)

Waterhouse pH May 2026

