










Draft Zoning

LEGEND

-  I-89
-  Roads
-  Parcel Lines
- 9-15DraftZoning
-  AGRICULTURAL/RESIDENTIAL
-  COMMERCIAL
-  GATEWAY
-  HIGH_DENSITY_RESIDENTIAL
-  INDUSTRIAL/COMMERCIAL
-  MOBILE_HOME_PARK

0 500 1,000 ft

